

EVE™ PLUS

The World's Fastest Automated Cell Counter

LESS THAN 1 SEC !



FAST



EASY



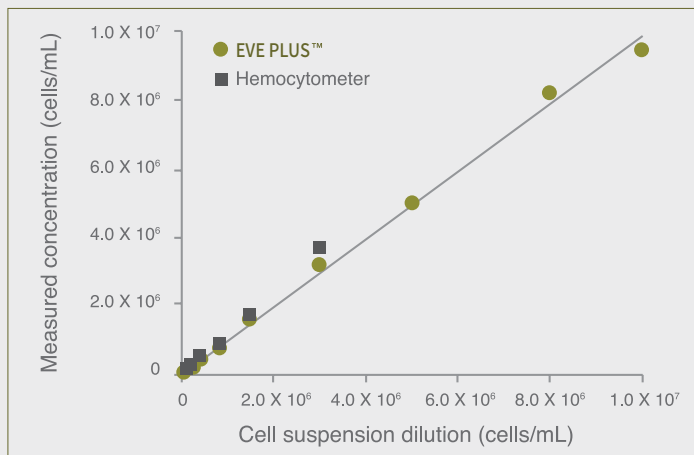
ACCURATE



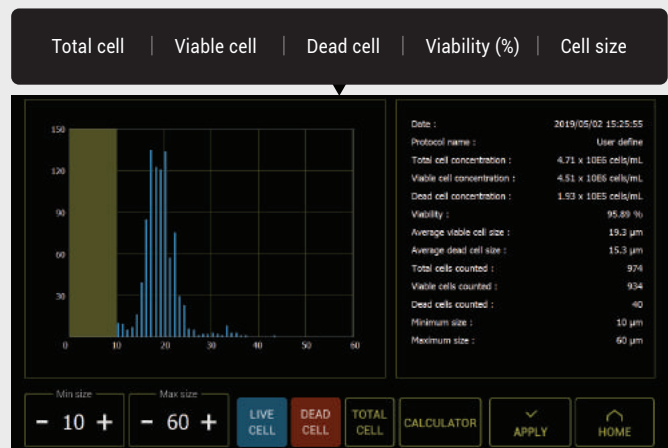
Voir la vidéo

System Platform	Tablet PC	Data Export	PDF , CSV	Cell size range	5 ~ 60 um
Time of analysis	< 1 sec (Manual Focus) < 10 sec (Auto Focus)	Connectivity	WiFi	Loading volume	10 uL
		Measurement range	1x10 ⁴ ~ 2x10 ⁷	Staining method	Trypan blue stain

Correlation of EVE™ PLUS and manual counting


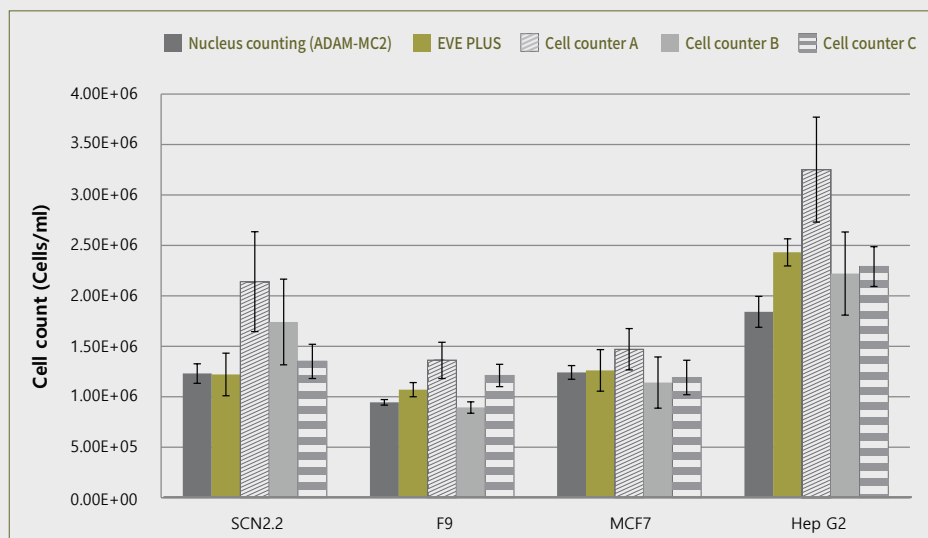


Measuring from the EVE™ PLUS extends further the high concentration range than hemocytometer readings



EVE™ PLUS measures the number and concentration of total cells, viable cells, dead cells. It provides viability results and cell size gating.

Total cell counting result (Clumped cell)



Clumped cells were counted with EVE™ PLUS, nucleus counting, and the automated cell counters A, B, C. NanoEnTek's ADAM-MC2 device was used for nucleus counting. It is accurate in clumped cells by counting the stained nuclei through the PI staining method. EVE™ PLUS is comparable to the nucleus counting for all cell lines with accuracy and precision. The other automated cell counters A, B, and C were shown inaccurate numbers in the clumped cell. EVE™ PLUS identifies and counts the individual cells within the clumpy cells for accurate analysis.

Cell lines validated on EVE™ PLUS

Cell Type	Animal	Organ	Growth Properties
HeLa	Human	Skin	Adherent
NIH-3T3	Mouse	Embryo	Adherent
U-2 OS	Human	Bone	Adherent
Jurkat	Human	Blood	Suspension
KG-1	Human	Blood	Suspension
HepG2	Human	Liver	Adherent
Hep3B	Human	Liver	Adherent
LNCaP	Human	Prostate	Adherent
SH-SY5Y	Human	Brain	Adherent
SCN2.2	Rat	Brain	Adherent
F9	Mouse	Embryo	Adherent
MCF7	Human	Breast	Adherent
A549	Human	Lung	Adherent
GH3	Rat	Pituitary gland	Adherent